



CORK National Sea Cadet Regatta 2019

CORK/Sail Kingston









Results are final as of 11:25 on August 25, 2019

Overall

Sailed: 11, Discards: 1, To count: 10, Entries: 25, Scoring system: Appendix A

Rank Rang	SailNo # de Voile	Region	Helm/Crew Barreur/Equipage	R1	R2	R3	R4	R5	R6	R7	R8	R9	R10	R11	Total	Net	Prov
1st	25	ATL	Kale Chase Skye Watson-Campbell	1.0	1.0	1.0	1.0	1.0	1.0	6.0	1.0	1.0	8.0	(9.0)	31.0	22.0	
2nd	12	CEN	Siobhan Henderson Given Henderson	3.0	5.0	5.0	(26.0 OCS)	2.0	3.0	3.0	4.0	6.0	4.0	3.0	64.0	38.0	
3rd	14	EST	Nicolas Bourassa Sylvia Tan	8.0	6.0	2.0	2.0	5.0	6.0	1.0	(14.0)	9.0	2.0	2.0	57.0	43.0	
4th	23	PAC	Rio Liu Diana Liang	2.0	2.0	6.0	3.0	(9.0)	5.0	5.0	7.0	2.0	6.0	7.0	54.0	45.0	
5th	8	NW	Alec Guggenmos Peter Jung	(15.0)	12.0	8.0	8.0	3.0	4.0	7.0	10.0	4.0	3.0	5.0	79.0	64.0	
6th	21	PAC	Liam Knott Theron Taylor	10.0	4.0	3.0	4.0	6.0	8.0	2.0	(15.0)	8.0	15.0	12.0	87.0	72.0	
7th	1	EST	Julien Hu Mathieu Loignon	9.0	(15.0)	9.0	6.0	7.0	10.0	13.0	3.0	5.0	9.0	6.0	92.0	77.0	
8th	13	EST	Valeria Aristizabal Catherine Lapierre	7.0	7.0	13.0	11.0	(26.0 OCS)	2.0	9.0	9.0	13.0	1.0	10.0	108.0	82.0	
9th	7	ATL	Thomas McNeil Ethan Larkins	(17.0)	8.0	10.0	5.0	4.0	11.0	10.0	6.0	3.0	12.0	13.0	99.0	82.0	
10th	18	EST	William Hu Francois Gagné	6.0	13.0	11.0	(26.0 OCS)	8.0	16.0	12.0	2.0	7.0	5.0	4.0	110.0	84.0	
11th	9	ATL	Drew Briand Matthew Stojak	5.0	3.0	7.0	14.0	12.0	13.0	8.0	13.0	17.0	(18.0)	18.0	128.0	110.0	
12th	20	CEN	Ryan Zhou Kendra McCoy	11.0	11.0	4.0	18.0	17.0	7.0	15.0	11.0	11.0	21.0	(24.0)	150.0	126.0	
13th	30	EST	Rene Rondeau Labontac Alexandra Bourgault	16.0	19.0	(22.0 ARB)	13.0	14.0	17.0	14.0	8.0	10.0	7.0	11.0	151.0	129.0	
14th	16	PAC	Luna Wagner Andrew Irvine	4.0	(26.0 OCS)	16.0	9.0	16.0	19.0	23.0	12.0	18.0	13.0	1.0	157.0	131.0	
15th	2	PAC	Amber Ly Andrew Burden	12.0	18.0	19.0	12.0	11.0	9.0	4.0	(22.0)	12.0	17.0	20.0	156.0	134.0	
16th	15	ATL	Nicholas Kelly Yvonne Snow	18.0	14.0	(21.0)	15.0	15.0	15.0	19.0 ARB	17.0	15.0	16.0	15.0	180.0	159.0	
17th	19	ATL	Catlin Taylor (V) Kaileigh Waugh	14.0	9.0	18.0	20.0	10.0	21.0	18.0	20.0	19.0	11.0	(22.0)	182.0	160.0	
18th	10	CEN	Hunter Grigor Montana Sacchetti	19.0	(22.0)	22.0	16.0	21.0	22.0	17.0	16.0	20.0	10.0	8.0	193.0	171.0	
19th	3	CEN	Connor Strampel Daniel Oliyarnik	22.0	20.0	(23.0)	19.0	13.0	18.0	22.0	5.0	14.0	23.0	17.0	196.0	173.0	

Rank Rang	SailNo # de Voile	Region	Helm/Crew Barreur/Equipage	R1	R2	R3	R4	R5	R6	R7	R8	R9	R10	R11	Total	Net	Prov
20th	27	ATL	Abraham Rodgers Sylvie Boudreau (V)	13.0	16.0	15.0	7.0	20.0	(26.0 DNF)	26.0 DNS	18.0	22.0	22.0	14.0	199.0	173.0	
21st	5	CEN	Adam Kozlowski Henry Coupland	20.0	10.0	20.0	(24.0 Chk10)	18.0	12.0	21.0	19.0	16.0	14.0	23.0	197.0	173.0	
22nd	11	NW	Raleigh Nolan Shawn Isberg	21.0	17.0	12.0	10.0	19.0	20.0	20.0	(24.0)	23.0	24.0	16.0	206.0	182.0	
23rd	22	CEN	Matthew Tootle Owen Leduc	23.0	21.0	17.0	23.0	(26.0 OCS)	14.0	16.0	21.0	21.0	20.0	21.0	223.0	197.0	
24th	24	NW	Cameron Gilmore Christopher Walker	(25.0)	23.0	24.0	17.0	22.0	24.0	24.0	23.0	24.0	19.0	19.0	244.0	219.0	
25th	6	NW	Daryl Greenwood Jordan Kemball	24.0	24.0	(25.0)	22.0	23.0	23.0	19.0	25.0	25.0	25.0	25.0	260.0	235.0	

Scoring codes used

Code	Description	Points
ARB	30% Arbitration penalty under T1 (b)	Varies
Chk10	10% penalty under SI 20.2	24
DNF	Started but did not finish	26
DNS	Came to the start area but did not start	26
OCS	On course side at start or broke rule 30.1	26

Sailwave Scoring Software 2.25.4
www.sailwave.com

www.cork.org