

APPENDIX S

STANDARD SAILING INSTRUCTIONS

This appendix applies only if the notice of race so states.

These Standard Sailing Instructions may be used at an event in place of printed sailing instructions made available to each boat. To use them, state in the notice of race that ‘The sailing instructions will consist of the instructions in RRS Appendix S, Standard Sailing Instructions, and supplementary sailing instructions that will be on the official notice board located at ____.’

The supplementary sailing instructions will include:

- 1. A table showing the schedule of races, including the day and date of each scheduled day of racing, the number of races scheduled each day, the scheduled time of the first warning signal each day, and the latest time for a warning signal on the last scheduled day of racing (see SI 5 below).*
- 2. The location of the race office and of the flag pole on which signals made ashore will be displayed (SI 4.1).*
- 3. A list of the marks that will be used and a description of each one (SI 8). How new marks will differ from original marks (SI 10).*
- 4. The time limits, if any, that are listed in SI 12.*
- 5. Any changes or additions to the instructions in this appendix.*

A copy of the supplementary sailing instructions will be available to competitors on request.

SAILING INSTRUCTIONS

1 RULES

- 1.1** The regatta will be governed by the rules as defined in *The Racing Rules of Sailing*.

2 NOTICES TO COMPETITORS

- 2.1** Notices to competitors will be posted on the official notice board.
- 2.2** Supplementary sailing instructions (called ‘the supplement’ below) will be posted on the official notice board.

3 CHANGES TO SAILING INSTRUCTIONS

- 3.1** Any change to the sailing instructions will be posted before 0800 on the day it will take effect, except that any change to the schedule of races will be posted by 2000 on the day before it will take effect.

4 SIGNALS MADE ASHORE

- 4.1** Signals made ashore will be displayed from the flag pole. The supplement will state its location.
- 4.2** When flag AP is displayed ashore, ‘1 minute’ is replaced with ‘not less than 60 minutes’ in the race signal AP.

5 SCHEDULE OF RACES

- 5.1** The supplement will include a table showing the days, dates, number of races scheduled, the scheduled times of the first warning signal each day, and the latest time for a warning signal on the last scheduled day of racing.

6 CLASS FLAGS

- 6.1** Each class flag will be the class insignia on a white background or as stated in the supplement.

7 THE COURSES

- 7.1** No later than the warning signal, the race committee will designate the course by displaying one or two letters followed by a number, and it may also display the approximate compass bearing of the first leg.

7.2 The course diagrams are on the pages following SI 13. They show the courses, the order in which marks are to be passed, and the side on which each mark is to be left. The supplement may include additional courses.

8 MARKS

8.1 A list of the marks that will be used, including a description of each one, will be included in the supplement.

9 THE START

9.1 Races will be started by using RRS 26.

9.2 The starting line will be between a staff displaying an orange flag on the race committee vessel and the course side of the starting mark.

10 CHANGE OF THE NEXT LEG OF THE COURSE

10.1 To change the next leg of the course, the race committee will lay a new mark (or move the finishing line) and remove the original mark as soon as practicable. When in a subsequent change a new mark is replaced, it will be replaced by an original mark.

11 THE FINISH

11.1 The finishing line will be between a staff displaying an orange flag on the race committee vessel and the course side of the finishing mark.

12 TIME LIMITS

12.1 The supplement will state which of the following time limits, if any, will apply and, for each, the time limit.

- Mark 1 Time Limit Time limit for the first boat to pass Mark 1.
- Race Time Limit Time limit for the first boat to sail the course and finish.
- Finishing Window Time limit for boats to finish after the first boat sails the course and finishes.

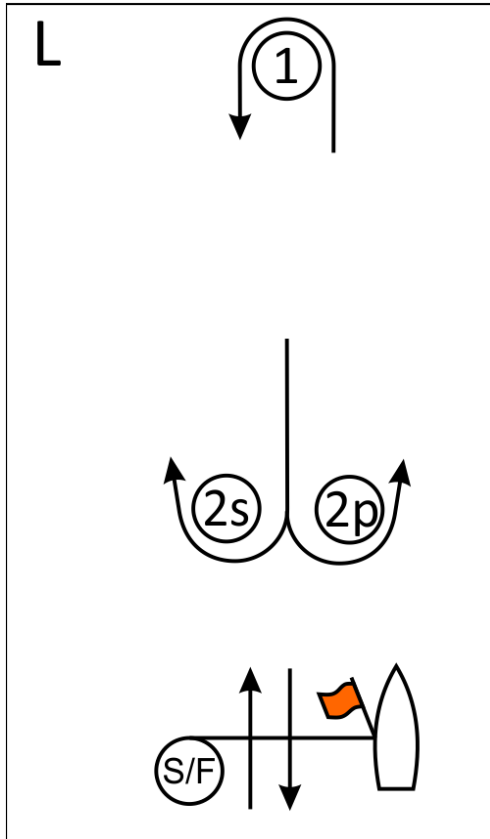
12.2 If no boat has passed Mark 1 within the Mark 1 Time Limit, the race shall be abandoned.

12.3 Boats failing to finish within the Finishing Window shall be scored Did Not Finish without a hearing. This changes RRS 35, A4 and A5.

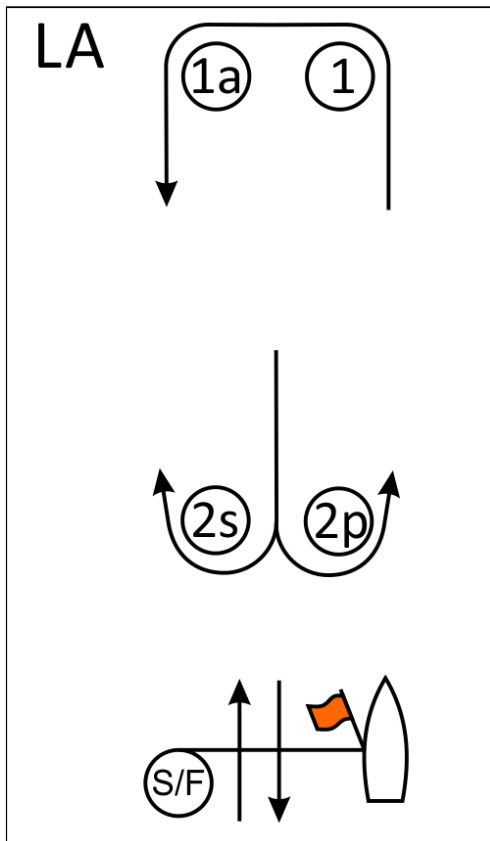
13 PROTESTS AND REQUESTS FOR REDRESS

- 13.1** Protest forms are available at the race office. Protests and requests for redress or reopening shall be delivered there within the appropriate time limit.
- 13.2** For each class, the protest time limit is 60 minutes after the last boat has finished the last race of the day or the race committee signals no more racing today, whichever is later.
- 13.3** Notices will be posted no later than 30 minutes after the protest time limit to inform competitors of hearings in which they are parties or named as witnesses and where the hearings will be held.
- 13.4** Notices of protests by the race committee, technical committee or protest committee will be posted to inform boats under RRS 61.1(b).
- 13.5** On the last scheduled day of racing a request for redress based on a protest committee decision shall be delivered no later than 30 minutes after the decision was posted. This changes RRS 62.2.

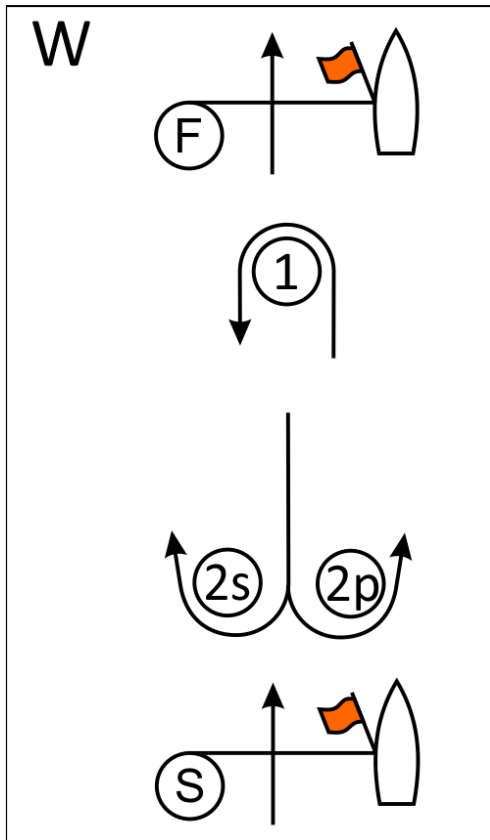
COURSE DIAGRAMS



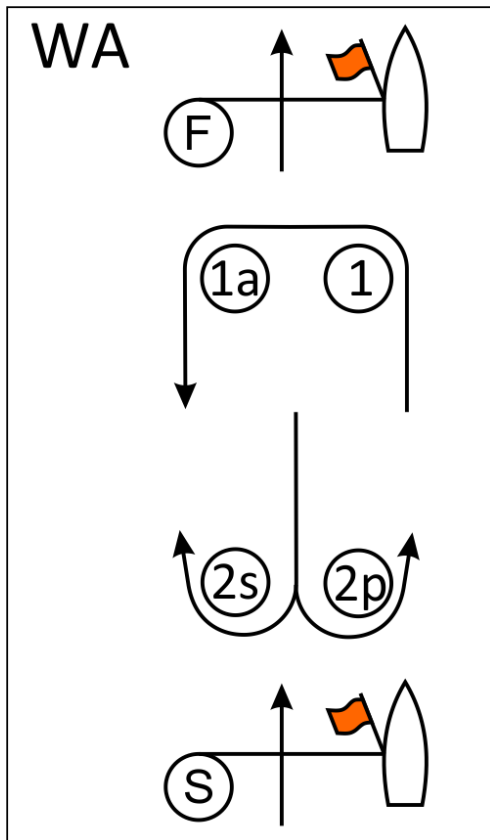
Course L – Windward/Leeward, Leeward Finish	
Signal	Mark Rounding Order
L2	Start – 1 – 2s/2p – 1 – Finish
L3	Start – 1 – 2s/2p – 1 – 2s/2p – 1 – Finish
L4	Start – 1 – 2s/2p – 1 – 2s/2p – 1 – 2s/2p – 1 – Finish



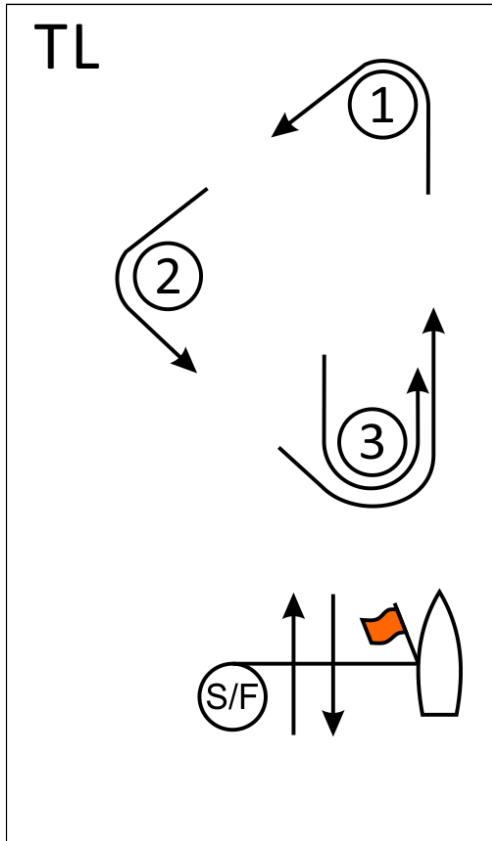
Course LA – Windward/Leeward with Offset Mark, Leeward Finish	
Signal	Mark Rounding Order
LA2	Start – 1 – 1a – 2s/2p – 1 – 1a – Finish
LA3	Start – 1 – 1a – 2s/2p – 1 – 1a – 2s/2p – 1 – 1a – Finish
LA4	Start – 1 – 1a – 2s/2p – 1 – 1a – 2s/2p – 1 – 1a – 2s/2p – 1 – 1a – Finish



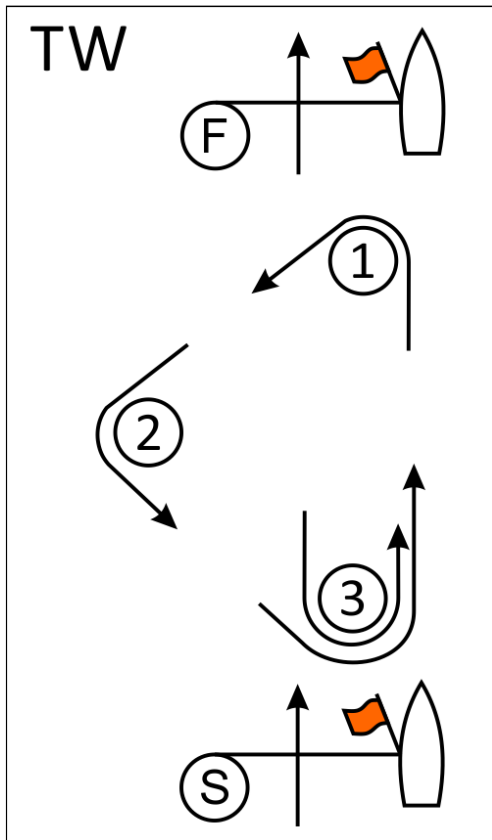
Course W – Windward/Leeward, Windward Finish	
<i>Signal</i>	<i>Mark Rounding Order</i>
W2	Start – 1 – 2s/2p – Finish
W3	Start – 1 – 2s/2p – 1 – 2s/2p – Finish
W4	Start – 1 – 2s/2p – 1 – 2s/2p – 1 – 2s/2p – Finish



Course WA – Windward/Leeward with Offset Mark, Windward Finish	
<i>Signal</i>	<i>Mark Rounding Order</i>
WA2	Start – 1 – 1a – 2s/2p – Finish
WA3	Start – 1 – 1a – 2s/2p – 1 – 1a – 2s/2p – Finish
WA4	Start – 1 – 1a – 2s/2p – 1 – 1a – 2s/2p – 1 – 1a – 2s/2p – Finish



Course TL – Triangle, Leeward Finish	
<i>Signal</i>	<i>Mark Rounding Order</i>
TL2	Start – 1 – 2 – 3 – 1 – Finish
TL3	Start – 1 – 2 – 3 – 1 – 3 – 1 – Finish
TL4	Start – 1 – 2 – 3 – 1 – 3 – 1 – 3 – 1 – Finish



Course TW – Triangle, Windward Finish	
<i>Signal</i>	<i>Mark Rounding Order</i>
TW2	Start – 1 – 2 – 3 – Finish
TW3	Start – 1 – 2 – 3 – 1 – 3 – Finish
TW4	Start – 1 – 2 – 3 – 1 – 3 – 1 – 3 – Finish